

SPECIFICATION SHEET

SUBJECT

Panel-Edge-Lit F871

CUSTOMER PROJECT

Project: _____
 Type: _____
 Cat. No.: _____
 Qty: _____
 Date: _____
 EEL Rep: _____



Telephone: 905 415 8878 Fax Number: 905 415 8872 Toll Free Telephone: 855 415 8878 Toll Free Fax: 855 415 8872

DESCRIPTION

The F871 series is the most versatile of our edge-lit panel light offerings. Wattage and colour selectable, each model in this series offers three wattage options and three colour temperatures for nine combinations to fit multiple application needs.

Built with quality in mind, the F871 series boasts a lightweight yet strong aluminium metal frame and a high transmittance PMMALGP that will never yellow.

SPECIFICATION FEATURES

Construction

- High transmittance PMMA LGP
- Impact resistant polystyrene lens
- Aluminium metal frame

Mounting

- Grid ceiling Mount
- Recessed Mount
- Suspension Mount
- Surface Mount

Finish

- White

Beam Angle

- 110°

Compliance

- DLC Standard
- cETLus
- Type IC
- Suitable for damp locations

Warranty

- 5-Year Warranty (Standard)
- 10-Year Limited Warranty (Optional)



Panel-Edge-Lit
F871

PANEL SERIES

PLF871

Wattage(s) 1X4 - 25/30/40W
 2X2 - 25/30/40W
 2X4 - 30/35/45W

Voltage 120-347V

Dimmable 0-10V

CCT 3CCT-F
 (3500K, 4000K, 5000K)

Efficacy 110lm/W

Lumen Maintenance L70>140,000
 Lumen maintenance at 36,000hrs = 91.4%

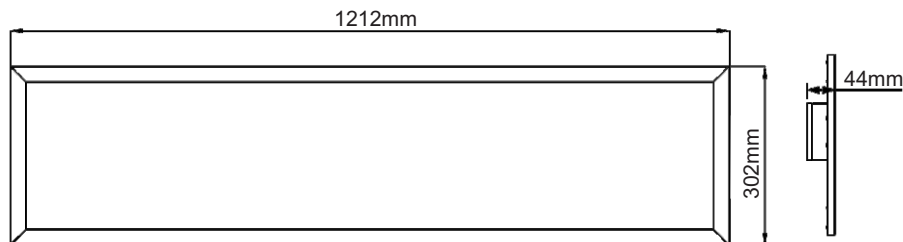
CRI >80

Operating Temperature -30°C to 40°C

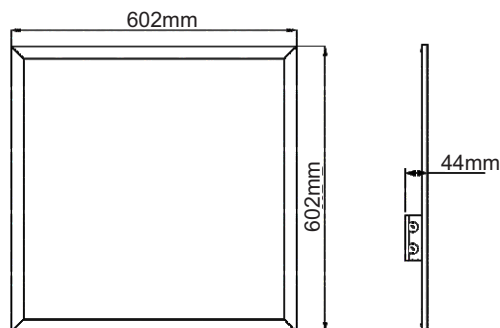
PF >0.9

THD ≤20%

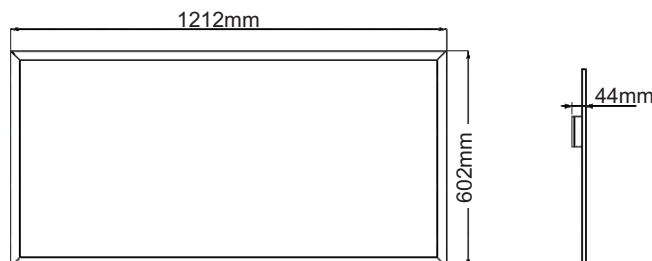
Surge Protection L-N 2kV
 L&N-G 4kV



PLF871-14-3WS Matte White
 Dimensions
 mm | 1212(L) x 302(W) x 44(H)
 inch | 47.7(L) x 11.9(W) x 1.7(H)



PLF871-22-3WS Matte White
 Dimensions
 mm | 602(L) x 602(W) x 44(H)
 inch | 23.7(L) x 23.7(W) x 1.7(H)



PLF871-24-3WS Matte White
 Dimensions
 mm | 1212(L) x 602(W) x 44(H)
 inch | 47.7(L) x 23.7(W) x 1.7(H)









www.eelighting.ca

...continued

Telephone: 905 415 8878 Fax Number: 905 415 8872 Toll Free Telephone: 855 415 8878 Toll Free Fax: 855 415 8872

ORDERING CODE, ENERGY AND PERFORMANCE DATA

Model No.	Delivered Lumens (lm)	Input Watts (W)	Voltage (V)	Colour Temp. (K)	Efficacy (lm/W)	Certification
 PLF871-14-3WS Matte White 1 x 4	2750 3300 4400	3WS (25/30/40W)	120-347V	3CCT-F (3500K/4000K/5000K)	110	
 PLF871-22-3WS Matte White 2 x 2	2750 3300 4400	3WS (25/30/40W)	120-347V	3CCT-F (3500K/4000K/5000K)	110	
 PLF871-24-3WS Matte White 2 x 4	3300 3850 4950	3WS (30/35/45W)	120-347V	3CCT-F (3500K/4000K/5000K)	110	

NOTE:

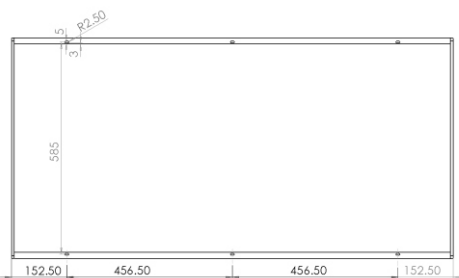
- Lumens are estimated
- DLC qualified may not apply to all versions within a model. Please check the DLC Qualified Products List at www.designlights.org to confirm which versions are qualified.

OPTIONAL ACCESSORIES

TFK-1x4 (slight difference in color between the kit and fixture) | Flange Kit (recessed mount) for 1x4 Troffer
 TFK-2x2 (slight difference in color between the kit and fixture) | Flange Kit (recessed mount) for 2x2 Troffer
 TFK-2x4 (slight difference in color between the kit and fixture) | Flange Kit (recessed mount) for 2x4 Troffer
 PL14-SM | Surface Mount Kit for 1x4 PLF871 (aluminum 6063 alloy) (dimensions are in mm)
 PL22-SM | Surface Mount Kit for 2x2 PLF871 (aluminum 6063 alloy) (dimensions are in mm)
 PL24-SM | Surface Mount Kit for 2x4 PLF871 (aluminum 6063 alloy) (dimensions are in mm)

SHIPPING DATA

Model No.	Gross Weight per Carton
PLF871 (1X4)	15.1 kg / 33.3 lbs (4 per carton)
PLF871 (2X2)	14.1 kg / 31.1 lbs (4 per carton)
PLF871 (2X4)	12.9 kg / 28.4 lbs (2 per carton)



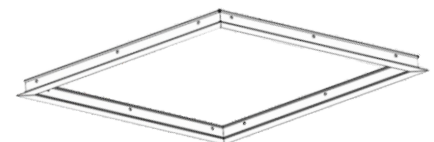
PL24-SM | Surface Mount Kit for 2x4



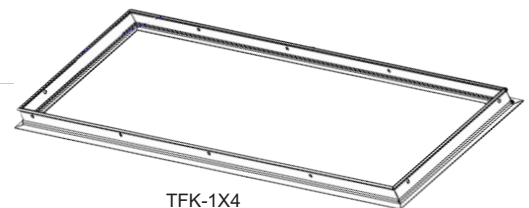
PL22-SM | Surface Mount Kit for 2x2



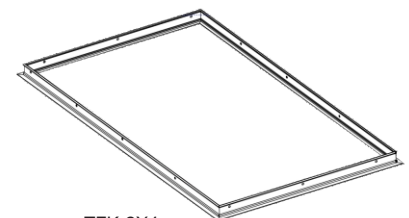
PL14-SM | Surface Mount Kit for 1x4



TFK-2X2



TFK-1X4



TFK-2X4

